



First Nations of Quebec
and Labrador Economic
Development Commission

FNQLEDC



Annual Report
2008-2009

Original Editor

First Nations of Quebec and Labrador Economic
Development Commission (FNQLEDC)

Translation

Traduction Aline Chéné

Graphic design

Siamois graphisme

For more information**FNQLEDC**

250 Place Michel-Laveau, Suite 101

Wendake (Quebec) GOA 4V0

Tel. : 418 843-1488

Fax : 418 843-6672

No part may be reproduced in any form or by any means and no translation even partial, without the prior written permission of the First Nations of Quebec and Labrador Economic Development Commission.

© *First Nations of Quebec and Labrador Economic Development Commission*

Table of Contents

A WORD FROM THE PRESIDENT	3
A WORD FROM THE DIRECTOR GENERAL.....	4
2008-2009 ACTIVITY REPORT	5
THE BOARD OF DIRECTORS OF THE FNQLEDC 2008-2009.....	9
THE TEAM OF THE FNQLEDC.....	10
AUDITORS' REPORT	11
FINANCIAL STATEMENTS	
STATEMENT OF OPERATIONS	12
STATEMENT OF CHANGES IN NET ASSETS	13
BALANCE SHEET	14
NOTES TO FINANCIAL STATEMENTS	15
REVENUES.....	18
REVIEW ENGAGEMENT REPORT ON THE ADDITIONAL INFORMATION	19
SUMMARY STATEMENT OF SEGMENT OPERATIONS.....	20
STATEMENT OF SEGMENT OPERATIONS	
OPERATIONS FINANCING - 1016 - 4191 - 4194 - 4197 - 4198 - 4199	22
TRAINING SESSIONS FOR FIRST NATIONS CEDAS - 2006 - 2007	23
TRAINING SESSIONS FOR FIRST NATIONS CEDAS - 2007 - 2008.....	24
TRAINING SESSIONS FOR FIRST NATIONS CEDAS - 2008 - 2009 - 4194.....	25
SERVICE FOR FIRST NATIONS ENTREPRENEURS AND ENTERPRISES.....	26
INAC - CONSULTATION STRATEGY - 4172.....	27
QUEBEC ENTREPRENEURSHIP CONTEST - JUNE 2007.....	28
QUEBEC ENTREPRENEURSHIP CONTEST - JUNE 2008 - 4166.....	29
PARTNERSHIP PROJECT - FORESTRY COOPERATIVES - 4166.....	30



CONSULTANT - ECONOMIC DEVELOPMENT	31
2009 - 2014 STRATEGIC PLANNING - 4172	32
TRAINING SESSIONS FOR THE INUIT	33
STUDY FOR THE CREATION OF A SERVICE FOR FIRST NATIONS ENTREPRENEURS AND ENTERPRISES	34
SPECIAL CHIEFS' MEETING ON FOLLOW-UP OF THE FIRST NATIONS SOCIOECONOMIC FORUM.....	35
SUSTAINABLE DEVELOPMENT STRATEGY	
OPERATIONS FINANCING - 4193 - 4194 - 4197 - 4198 - 4199	36
SUMMIT ON THE FUTURE OF THE QUEBEC FOREST SECTOR.....	37
FORESTRY RESEARCH FORUM	38
FIRST NATIONS FORESTRY COMMITTEE.....	39
GUIDE ON RECYCLING, COMPOSTING AND ZERO WASTE EVENTS	40
COMMUNITY AND TERRITORIAL PLANNING GUIDE	41
WATER MANAGEMENT STRATEGY - 4230.....	42
SPECIES AT RISK.....	43
ENERGY PROFILES	44
CONFERENCE ON ENVIRONMENTAL CAREERS.....	45
ANNUAL PROVINCIAL CONFERENCE OF THE GENERAL ASSEMBLY OF ABORIGINAL ADMINISTRATORS	46
PROVINCIAL WORKSHOP FOR REVIEW OF QUEBEC FORESTRY NEW REGIME.....	47
INAC - TRAINING MANAGEMENT - 3632	48
ENVIRONMENT CANADA - COOPERATION PROJECT	49
CRITERIA AND INDICATORS IN FORESTRY	50
SEMINAR ON INTELLECTUAL PROPERTY	51
CONFERENCE ON FIRST NATIONS SUSTAINABLE DEVELOPMENT ISSUES	52



A Word from the President

Elders, Chiefs and members,

I am pleased to be a part of the economic development mechanism at the provincial level where Community Economic Development Officers (CEDO) and other organizations come together to share and learn from all our experiences in the field and on the job and transform these gatherings into a positive and creative energy. Many times in the past, our peoples have faced nearly insurmountable obstacles with regards to economic development, community develop and business development, only to continue on to succeed in some 1,300 business across the province of Quebec. Much of that success has come from the hard work of the CEDO's efforts and collaborations in all levels of business development and in nearly all sectors of development.

Being part of this great organization of the First Nations of Quebec and Labrador Economic Development Commission has furthered my understandings of how other communities operate and sharing with my peers across the province the commonalities and differences, the struggles and triumphs and complete faith that we can all succeed given enough time, effort and resources.

Working together, we must not forget our predecessors endeavours and commitment to make the FNQLEDC the organization it is today. In memory, I give thanks to late Major Kistabish, former Secretary-treasurer and representing the Algonquin Nation, who passed away in first days of 2009. Late Major Kistabish was often an inspiration to many of us, as he was involved in many aspects of community, local, regional and national economic development and somehow made it to many meeting, even though he was ill. I had lunch with him after he had a life sparing operation and he discussed frankly with me about his struggles but he never showed any regrets for being sick, other than being quite inconvenienced for his work for his people. I admired his resolve and determination to continue with his lifelong ambition to make our world a better place to live in. May he rest in peace.

I must also congratulate our staff members at the FNQLEDC for their outstanding work ethics and determination to carry out the many mandates the administrators give them to carry out. The fruits of their efforts really show that economic development drive is very much alive and flourishing in our communities and territories. I also thank the board of directors and members of FNQLEDC for their continued support for our ideals and that I thoroughly enjoy the work we do while under the auspices of the FNQLEDC.

Wachiya, Meegwetch

Sidney Orr
President





A Word from the Director General

Dear Members,

Let's be frank: the FNQLEDC went through difficult times in 2008-2009. First, we sustained the loss of a founding member of our organization, Mr. Major Kistabish, whose contribution to the FNQLEDC was immeasurable, by his wisdom, his advices and his charismatic presence. I wish to pay tribute to him.

Also, in the summer of 2008, we were affected by the financial freeze of our operations, and the long waiting periods for the funding of certain projects, such as the First Nations of Quebec Business Network (FNQBN). These circumstances were a contributing factor to the slowing down of our advance.

In spite of all that, I can't help but being positive and concentrate on the future of the FNQLEDC. There are inspiring projects which remain to be fine-tuned. Changes are expected in the management of our programs by the federal government. We must continue to support our CEDOs in order to place the economic development as a cornerstone in the communities. In order to be ready to act and react, we will roll up our sleeves and take stock, and make sure that the upcoming year is better than last year.

My greetings to all the communities; rest assured that we feel very strongly about your success. I want to thank our Members and our Board of Directors for their unconditional support, and I invite them to take up this challenge with us. I also wish to thank my team who does its utmost from year to year. With all of us united, the FNQLEDC can't help but continue to grow even more.



Pierre Bastien
Director General



2008-2009 Activity Report


In spite of a set back in the course of the year, 2008-2009 provided an opportunity to the FNQLEDC to consolidate its status as a key player in the regional economic development of Quebec's First Nations. In fact, the FNQLEDC is working in close collaboration with the other regional commissions of the AFNQL, with a view to concert efforts towards the achievement of regional development in an immediate future.

1. ADMINISTRATIVE MANAGEMENT AND REGIONAL ECONOMIC DEVELOPMENT

The initiative of the FNQLEDC in the implementation of a new federal Aboriginal economic development framework was surely the most significant file of our past year of operations. This exercise has set the stage for the FNQLEDC to act as an innovator for all the First Nations across Canada, which established a working group formed of community economic development officers (CEDO) and representatives of Indian and Northern Affairs Canada, with the goal of following up on the evolution of this economic development framework, and ensuring that it is adapted to the reality of the First Nations. A document comprising our courses of actions has been developed to this effect, following these consultations.

Still on the same line of regional economic development, the FNQLEDC is almost at the completion stage of its study on partnership opportunities for the establishment of a First Nations Forestry Coop. The last community consultations have been completed and the last step consists in having the final report ratified before it is made available to all the CEDOs and the First Nations of Quebec. The progress of the First Nations of Quebec Business Network (FNQBN) is also worth mentioning. During the year 2008-2009, it was possible to organize two entrepreneurial forums and three meetings of the ad hoc committee, which were aimed at ensuring a sound orientation of the creation of this service. The confirmation of financing and the beginning of operations will be the priorities of the FNQBN for 2009-2010.





2. TRAINING AND SUPPORT TO MEMBERS

The return of an economic development adviser within our organization helped stabilize the element of training and support to members in 2008-2009.

As a direct consequence, the presence of the FNQLEDC in the communities is viewed as strong and dependable, as shown by the list of communities visited between April 2008 and March 2009:

Eagle Village	Mistissini
Gesgapegiag	Natashquan
Kanesatake	Odanak
Kawawachikamach	Ouje-Bougoumou
Listuguj	Pikogan
Long Point	Uashat mak Mani-Utenam (2)
Mashteuiatsh	Unamen Shipu
Matimekush-Lac-John	Waswanipi
Mingan	Wôlinak

These visits have proven profitable, since it was an opportunity for the FNQLEDC to get closer to his members and to get involved with the communities.

The training services were pursued this year, and once again, the towns of Chicoutimi and Val-d'Or were the options chosen to facilitate the traveling of the community economic development officers. Following are the two types of training that were retained in 2008-2009:

- Coaching of promoters (Part 2)
- Building a business network

3. INFORMATION AND COMMUNICATION

The reinforcement of the two main communication tools of the FNQLEDC has greatly contributed to the visibility of the organization. The improvements made to Nikan were noticeable, thanks to the integration of statistical pages, the permanency of two articles on aboriginal entrepreneurs in every edition, and to the increase of news emerging directly from the communities. The website of the FNQLEDC achieved a good result based on the fact that the clientele went from 41 to 59 visitors per day in 2008-2009.

The Reference Tool, a searching instrument always available in the *Tool Box* section of our website is becoming more and more popular with the CEDOs.

The Communication Officer, the Economic Development Officer and the Director General joined forces for the ground work pertaining to the dissemination of information. In 2008-2009, the Communication Officer traveled to five communities (Wendake, Ouje-Bougoumou, Waswanipi, Odanak and Wôlinak) to do the follow-up of projects, to meet with the local media and take pictures in the communities, and make interviews for Nikan. As for the Adviser and the Director General, they were mandated to the presentations of the FNQLEDC during the different events.

4. REPRESENTATION

From year to year, the FNQLEDC keeps devoting a lot of energy in representing its members at various events and activities. The defense of our members' interests, the promotion of Quebec's First Nations economic development and the heightening of awareness on the FNQLEDC constitute the main objectives of this mandate.

Here is a comprehensive listing of the activities in which we took part:

4.1 Participation in various events and projects related to the First Nations :

- Organization of two First Nations entrepreneurial forums (Val-d'Or and Quebec);
- Organization of an entrepreneurial committee for the First Nations of Quebec Business Network (FNQBN);
- Presentation of the FNQLEDC to the National Aboriginal Economic Development Committee;
- Presentation of the FNQLEDC at a forum of the Atlantic Policy Congress of First Nations Chiefs;
- First Nations of Quebec Open House event;
- Collaboration in the project of the First Nations of Quebec and Labrador Health and Social Services Commission on the Fight against poverty in Quebec's First Nations communities;
- Seminar *Vent + 2008*, a workshop on wind power and the Aboriginal communities;
- Chiefs' Assemblies of the Assembly of the First Nations of Quebec and Labrador (AFNQL) and the Assembly of First Nations National Chiefs' Committee on economic development;
- Meeting of the AFNQL Regional Commissions and Organizations;
- Inter-Nation Trade and Economic Summit;
- Participation in the First Nations extended forestry committee;
- Annual General Assembly of Aboriginal administrators of the First Nations Forestry Program;
- Meetings and collaboration with several organizations of the First Nation circle, including the First Nations Human Resources Development Commission of Quebec and the Quebec Aboriginal Tourism Corporation;



4.2 Participation in various events and projects of the civil society:

- Organization of two working group meetings and one day of reflection to develop and submit our courses of actions to the federal government within the scope of elaboration of a new Aboriginal economic development framework;
- Organization of two ad hoc committee meetings for the creation of the FNQBN;
- Reflection day of the partners committee of the 2006-2009 *Stratégie d'action jeunesse*;
- 2008 Conference of the Association Québécoise de Gestion et de la Végétation;
- 2008 *Network Structuring Day* organized in solidarity by the Abitibi-Témiscamingue region and the Cree Nation;
- Participation in a meeting organized by the Regional Program Management Advisory Committee;
- In connection with the First Nations Forestry Solidarity Coop, meetings with the Coopérative forestière des Hautes-Laurentides and the Coop de Girardville;
- Meetings and collaboration with several organizations of the civil society, including Biopterre, the Secrétariat aux affaires autochtones, the Commission de la construction du Québec, the Canadian Executive Service Organization (CESO), the department of Indian and Northern Affairs Canada, the Aboriginal Business Canada and the ministry of Natural Resources and Wildlife.

5. RESEARCH AND DEVELOPMENT

With the arrival of the Economic Development Adviser in May 2008, the team of the FNQLEDC has grown to a total of seven employees, the biggest staff since its creation in 2001. It was the ideal moment to start the strategic planning process for the period of 2009 to 2014. By March 31 2009, the consultations and the gathering of information were already completed and the final document will be ready in the course of the year 2009.

After the visits in 34 communities of the First Nations, the final draft of the report on the study of partnership opportunities for the establishment of a First Nations Forestry Coop was completed. The last step is its ratification by some fifteen communities, before it is made available to all First Nations communities.

The Community Profile was also sped up by the fact that 18 communities have handed in their completed questionnaires. The creation of statistical tables was initiated and the final document should be ready in the course of the year 2009-2010.





The Board of Directors of the FNQLEDC 2008-2009

Communities and economic development organizations of First Nations and Inuit of Quebec and Labrador can become members of the FNQLEDC and get a seat at the general assembly. The officers and representatives in community economic development (CEDOs) gather in a general assembly to appoint a Board of Directors formed of one representative per nation: Abenaki, Innu, Algonquin, Huron-Wendat, Cree, Atikamekw, Inuit, Malecite, Micmac, Mohawk and Naskapi.

The Board of Directors indicates the priorities to the FNQLEDC secretariat, and oversees the implementation. The Board is supported by an Executive Committee, namely the president, the vice-president and the secretary-treasurer who makes sure that the mandates are followed.

FNQLEDC BOARD OF DIRECTORS MEMBERS

Name	Position	Nation
Sidney Orr	President	Cree
Marie-Lise Bastien	Vice-President	Micmac
Madeleine Paul	Secretary-treasurer	Algonquine
Mary Simon	Administrator	Mohawk
Gaëtan Sioui	Administrator	Huronne-wendat
Raoul Flamand	Administrator	Atikamekw
Paul Gosselin	Administrator	Abenaki
Maxime Vollant	Administrator	Innu
Vacant seat	Administrator	Naskapi
Vacant seat	Administrator	Malecite
Vacant seat	Administrator	Inuit



THE TEAM OF THE FNQLEDC

Pierre Bastien, Director General

Tina Durand, Receptionnist


Terence McBride, Economic Development Advisor

Mathieu Pineault, Communication Officer

Lorraine Rhéaume, Secretary

Tanya Sirois, Controller

Rémy Vincent, Coordinator of Forestry Projects





Auditors' Report

June 9, 2009

To the members of
First Nations of Quebec and Labrador
Economic Development Commission

We have audited the balance sheet of First Nations of Quebec and Labrador Economic Development Commission as at March 31, 2009 and the statements of operations and changes in net assets for the year then ended. These financial statements have been prepared to comply with the guidelines included in the year end Manual of the Department of Indian Affairs and Northern Development. These financial statements are the responsibility of the commission's management. Our responsibility is to express an opinion on these financial statements based on our audit.

We conducted our audit in accordance with Canadian generally accepted auditing standards. Those standards require that we plan and perform an audit to obtain reasonable assurance whether the financial statements are free of material misstatement. An audit includes examining, on a test basis, evidence supporting the amounts and disclosures in the financial statements. An audit also includes assessing the accounting principles used and significant estimates made by management, as well as evaluating the overall financial statement presentation.

In our opinion, these financial statements present fairly, in all material respects, the financial position of the commission as at March 31, 2009 and the results of its operations and its cash flows for the year then ended in accordance with the accounting policies as described in note 2 to the financial statements.

These financial statements, which have not been, and were not intended to be, prepared in accordance with Canadian generally accepted accounting principles, are solely for the information and use of the directors and members of the commission and by the Department of Indian Affairs and Northern Development. These financial statements are not intended to be and should not be used by anyone other than the specified users or for any other purpose.

1

Serge Lafleur Beaudin S.E.N.C.R.L.

CHARTERED ACCOUNTANTS

¹ CA auditor permit no. 13575



STATEMENT OF OPERATIONS FOR THE YEAR ENDED MARCH 31, 2009



	2009	2008
	\$	\$
REVENUES (schedule)	956,127	1,538,745
EXPENSES		
Operations financing	320,651	219,021
Training sessions for First Nations CEDAs -		
2006 - 2007	-	33,148
2007 - 2008	-	77,000
2008 - 2009	49,100	-
Service for First Nations Entrepreneurs and Enterprises	110,584	13,300
INAC consultation strategy	28,100	-
Quebec Entrepreneurship Contest -		
June 2007	-	4,889
June 2008	3,809	15,691
Partnership project - Forestry cooperatives	124,283	154,536
Consultant - Economic development	45,260	25,057
2009 - 2014 Strategic planning	22,645	-
Training sessions for the Inuit	-	73,563
Study for the creation of a service for First Nations Entrepreneurs and Enterprises	-	2,752
Special Chiefs' meeting on follow-up of the First Nations Socioeconomic Forum	-	36,099
Sustainable development strategy -		
Operations financing	174,509	126,415
Summit on the future of the Quebec forest sector	-	11,424
Forestry Research Forum	-	75,327
First Nations Forestry committee	18,954	42,092
Guide on recycling, composting and zero waste events	-	113,100
Community and territorial planning guide	-	150,000
Water management strategy	18,500	23,000
Species at risk	18,500	36,000
Energy profiles	-	24,285
Conference on Environmental careers	-	66,000
Annual provincial conference of the General Assembly of Aboriginal administrators	3,257	-
Provincial Workshop for review of Quebec forestry new regime	16,077	-
INAC Training management	17,762	-
Environment Canada - Cooperation project	30,000	-
Criteria and indicators in forestry	-	8,851
Seminar on intellectual property	-	25,000
Conference on First Nations sustainable development issues	-	71,750
	1,001,991	1,428,300
EXCESS (DECREASE) OF REVENUES OVER EXPENSES	(45,864)	110,445

STATEMENT OF CHANGES IN NET ASSETS FOR THE YEAR ENDED MARCH 31, 2009

	2009		2008
	Invested in capital assets	Unrestricted	Total
	\$	\$	\$
BALANCES - BEGINNING OF YEAR	114,729	322,757	437,486
Excess (decrease) of revenues over expenses	-	(45,864)	(45,864)
Capital assets -			
Acquisition	3,988	-	3,988
Amortization	(21,562)	-	(21,562)
BALANCES - END OF YEAR	97,155	276,893	374,048



**BALANCE SHEET
AS AT MARCH 31, 2009**

	2009	2008
	\$	\$
ASSETS		
CURRENT ASSETS		
Cash	141,557	371,874
Short term investments, 3.0 % and 2.25 %	197,944	240,844
Grants receivable -		
Indian and Northern Affairs Canada	226,697	79,860
Others	119,259	115,572
Accounts receivable	35,677	26,871
	721,134	835,021
CAPITAL ASSETS (note 4)	97,155	114,729
	818,289	949,750
LIABILITIES		
CURRENT LIABILITIES		
Accounts payable and accrued liabilities	206,006	176,709
Deferred revenues (note 5)	128,235	285,555
	334,241	462,264
ADVANCES FROM SECRETARIAT OF THE ASSEMBLY OF THE FIRST NATIONS OF QUEBEC AND LABRADOR , without repayment terms - 2 %	50,000	50,000
Without interest	60,000	-
	444,241	512,264
NET ASSETS		
NET ASSETS INVESTED IN CAPITAL ASSETS	97,155	114,729
UNRESTRICTED NET ASSETS	276,893	322,757
	374,048	437,486
	818,289	949,750
SIGNED ON BEHALF OF BOARD		
	, director	
	, director	

NOTES TO FINANCIAL STATEMENTS FOR THE YEAR ENDED MARCH 31, 2009

1. STATUTES AND NATURE OF ACTIVITIES

The commission is constituted by the Assembly of First Nations of Quebec and Labrador and its mission is to promote, support and defend the interests of the economic development members in flow of information, collaborative action and support for workers in economic development.

2. BASIS OF ACCOUNTING

These financial statements have been prepared in accordance with the guidelines included in the year end Manual of the Department of Indian and Northern Affairs Canada. The basis of accounting used in these financial statements materially differs from Canadian generally accepted accounting principles because disposal and purchase of capital assets are recorded in the statement of operations as revenues and expenses and capital assets amortization is recorded directly in the net assets invested in capital assets.

3. ACCOUNTING POLICIES

Use of estimates -

The preparation of financial statements in accordance with Canadian generally accepted accounting principles requires that the management makes estimates and assumptions which affect reported amounts in the financial statements and notes to financial statements. Actual results may differ from the estimates.

Revenue recognition -

The commission follows the deferral method of accounting for revenue. Restricted contributions are recognized in the year which the related expenses are incurred. Unrestricted contributions are recognized as revenue when received or receivable.

Capital assets and amortization -

Capital assets are recorded at cost. Disposal and purchase of capital assets are recorded in the statement of operations and in the net assets invested in capital assets. The amortization is recorded directly as a reduction of the net assets invested in capital assets and calculated using the following methods and rates :

	Methods	Rates
Leasehold improvements	Straight-line	20%
Office equipment	Declining balance	10%
Computer hardware	Declining balance	20%



3. ACCOUNTING POLICIES (CONTINUED)

Financial instruments -

The following policies and assumptions were used to determine the fair value of each class of financial assets and liabilities.

Cash, short term investments, grants receivable, accounts receivable and accounts payable and accrued liabilities -

These financial assets and liabilities held for trading are reported at fair value at each balance sheet date. The fair value of these financial assets and liabilities is approximately equivalent to their carrying amount due to their approaching maturity. Any change of this fair value is recognized in the statement of operations of the financial year in which it occurs.

Advances from Secretariat of the assembly of the First Nations of Quebec and Labrador -

The advances from Secretariat of the assembly of the First Nations of Quebec and Labrador is recorded at cost and the fair value cannot be evaluated due to its undefined maturity date.

4. CAPITAL ASSETS

	2009			2008
	Cost	Accumulated amortization	Net value	Net value
	\$	\$	\$	\$
Leasehold improvements	27,704	8,146	19,558	22,329
Office equipment	104,656	44,742	59,914	66,769
Computer hardware	59,318	41,635	17,683	25,631
	191,678	94,523	97,155	114,729

5. DEFERRED REVENUES

	2009	2008
	\$	\$
Indian Affairs and Northern Development - Water management strategy	-	18,500
Ministère des Ressources naturelles et de la Faune du Québec - Partnership project - Forestry cooperatives	50,000	50,000
Ministère du Développement économique, de l'Innovation et de l'Exportation du Québec - Partnership project - Forestry cooperatives	874	49,225
Secrétariat aux affaires autochtones - Consultant - Economic development	41,826	41,826
Quebec Entrepreneurship Contest - June 2008	-	3,809
Partnership project - Forestry cooperatives	-	41,400
First Nations Human Resources Development Commission of Quebec - Consultant - Economic development	35,535	80,795
	<u>128,235</u>	<u>285,555</u>

6. STATEMENT OF CASH FLOWS

The statement of cash flows has not been prepared because it would not provide any additional useful information in understanding the cash flows for the year.



**SCHEDULE
REVENUES
FOR THE YEAR ENDED MARCH 31, 2009**

	2009	2008
	\$	\$
REVENUES		
Indian and Northern Affairs Canada	545,158	966,759
Environment Canada	45,000	60,000
Aboriginal Business Canada	88,210	8,300
Natural Resources Canada	30,631	41,049
Secrétariat aux affaires autochtones	20,000	93,226
Agriculture and Agri-Food Canada	-	50,000
Ministère des Ressources naturelles et de la Faune du Québec	34,532	-
Ministère du Développement économique, de l'Innovation et de l'Exportation du Québec	-	5,000
Ducks Unlimited Canada	-	10,000
Secretariat of the Assembly of the First Nations of Quebec and Labrador	-	39,175
Sponsorship	18,100	-
Registration	2,050	13,750
Interest on short term investments	8,998	23,052
Others	6,128	43,206
	798,807	1,353,517
Deferred revenues - beginning of year	285,555	470,783
	1,084,362	1,824,300
Deferred revenues - end of year	128,235	285,555
	956,127	1,538,745



Review Engagement Report on the Additional Information

June 9, 2009

To the directors of
First Nations of Quebec and Labrador
Economic Development Commission

We have reviewed the additional information of First Nations of Quebec and Labrador Economic Development Commission as at March 31, 2009. Our review was made in accordance with Canadian generally accepted standards for review engagements and accordingly consisted primarily of enquiry, analytical procedures and discussion related to information supplied to us by the commission.

A review does not constitute an audit and consequently we do not express an audit opinion on this additional information.

Based on our review, nothing has come to our attention that causes us to believe that this additional information is not, in all material respects, in accordance with Canadian generally accepted accounting principles.

1

Saberge Lafleur Beaudin S.E.N.C.R.L.

CHARTERED ACCOUNTANTS

¹ CA auditor permit no. 13575



SUMMARY STATEMENT OF SEGMENT OPERATIONS FOR THE YEAR ENDED MARCH 31, 2009

	2009			2008
	Revenues	Expenses	Excess	Excess
	\$	\$	\$	\$
Operations financing	396,170	365,343	30,827	74,406
Training sessions for First Nations CEDAs -				
2006 - 2007	-	-	-	-
2007 - 2008	-	-	-	-
2008 - 2009	49,100	49,100	-	-
Service for First Nations Entrepreneurs and				
Enterprises	126,610	110,584	16,026	-
INAC - Consultation strategy	28,100	28,100	-	-
Quebec Entrepreneurship Contest -				
June 2007	-	-	-	-
June 2008	3,809	3,809	-	-
Partnership project - Forestry cooperatives	124,283	124,283	-	-
Consultant - Economic development	45,260	45,260	-	-
2009 - 2014 Strategic Planning	22,645	22,645	-	-
Training sessions for the Inuit	-	-	-	-
Study for the creation of a service for First Nations				
Entrepreneurs and Enterprises	-	-	-	-
Special Chiefs' meeting on follow-up of the				
First Nations Socioeconomic Forum	-	-	-	1,002
	795,977	749,124	46,853	75,408
Sustainable development strategy -				
Operations financing	98,916	191,633	(92,717)	35,037
Summit on the future of the Quebec				
forest sector	-	-	-	-
Forestry Research Forum	-	-	-	-
First Nations Forestry committee	18,954	18,954	-	-
Guide on recycling, composting and zero				
waste events	-	-	-	-
Community and territorial planning guide	-	-	-	-
Water management strategy	18,500	18,500	-	-
Species at risk	18,500	18,500	-	-
Energy profiles	-	-	-	-
Conference on environmental careers	-	-	-	-
Annual provincial conference of the General				
Assembly of Aboriginal administrators	3,257	3,257	-	-
Provincial workshop for review of Quebec				
forestry new regime	16,077	16,077	-	-
INAC Training management	17,762	17,762	-	-
Forward	191,966	284,683	(92,717)	35,037

SUMMARY STATEMENT OF SEGMENT OPERATIONS FOR THE YEAR ENDED MARCH 31, 2009

	2009			2008
	Revenues	Expenses	Excess	Excess
	\$	\$	\$	\$
Forwarded	191,966	284,683	(92,717)	35,037
Environment Canada - Cooperation project	30,000	30,000	-	-
Criteria and indicators in forestry	-	-	-	-
Seminar on intellectual property	-	-	-	-
Conference on First Nations sustainable development issues	-	-	-	-
	221,966	314,683	(92,717)	35,037
	1,017,943	1,063,807	(45,864)	110,445
Inter-segment revenues and expenses	61,816	61,816	-	-
	956,127	1,001,991	(45,864)	110,445



**STATEMENT OF SEGMENT OPERATIONS
OPERATIONS FINANCING - 1016 - 4191 - 4194 - 4197 - 4198 - 4199
FOR THE YEAR ENDED MARCH 31, 2009**

	2009	2008
	\$	\$
REVENUES		
Indian and Northern Affairs Canada	357,983	303,084
Inter-segment administration	27,293	74,844
Interest on short term investments	8,096	15,716
Others	2,798	9,485
	396,170	403,129
EXPENSES		
Salaries and fringe benefits	227,801	154,430
Rent - Property	15,221	7,958
Insurance	2,336	2,382
Consultant and professional fees	15,504	14,084
Annual general meeting	4,930	12,175
Rent - Equipment and others	2,091	3,160
Travelling expenses	20,054	18,572
Translating expenses	7,501	10,739
Training	1,378	-
Telecommunications	9,056	6,148
Web site expenses	150	130
Advertising and promotional expenses	17,091	10,254
Entertainment expenses	1,751	758
Office supplies	9,666	7,351
Maintenance	5,100	4,025
Audit fees	4,500	4,000
Inter-segment transfer -		
Training sessions for First Nations CEDAs -		
2006 - 2007	-	1,486
2007 - 2008	-	12,700
2008 - 2009	7,770	-
Training sessions for the Inuit	-	3,518
Quebec Entrepreneurship Contest - June 2008	-	2,000
Partnership project - Forestry cooperatives	-	15,154
2009 - 2014 Strategic planning	4,529	-
INAC Consultation strategy	5,100	-
Purchase of capital assets	1,059	35,475
Miscellaneous	2,755	2,224
	365,343	328,723
EXCESS OF REVENUES OVER EXPENSES	30,827	74,406

**STATEMENT OF SEGMENT OPERATIONS
TRAINING SESSIONS FOR FIRST NATIONS CEDAS - 2006 - 2007
FOR THE YEAR ENDED MARCH 31, 2009**

	2009	2008
	\$	\$
REVENUES		
Registration	-	1,300
Inter-segment transfer - Operations financing	-	1,486
	-	2,786
Deferred revenues - Beginning of year	-	30,362
	-	33,148
EXPENSES		
Salaries and fringe benefits	-	14,601
Rent - Property	-	500
Rent - Equipment and others	-	320
Consultant and professional fees	-	2,728
Travelling expenses	-	12,447
Translating expenses	-	198
Telecommunications	-	1,553
Office supplies	-	801
	-	33,148
EXCESS OF REVENUES OVER EXPENSES	-	-



**STATEMENT OF SEGMENT OPERATIONS
 TRAINING SESSIONS FOR FIRST NATIONS CEDAS - 2007 - 2008
 FOR THE YEAR ENDED MARCH 31, 2009**

	2009	2008
	\$	\$
REVENUES		
Indian and Northern Affairs Canada	-	61,600
Registration	-	2,700
Inter-segment transfer - Operations financing	-	12,700
	-	77,000
EXPENSES		
Salaries and fringe benefits	-	12,422
Rent - Property	-	5,000
Rent - Equipment and others	-	4,292
Consultant and professional fees	-	15,540
Travelling expenses	-	30,480
Translating expenses	-	4,929
Telecommunications	-	1,737
Entertainment expenses	-	600
Office supplies	-	2,000
	-	77,000
EXCESS OF REVENUES OVER EXPENSES	-	-

**STATEMENT OF SEGMENT OPERATIONS
TRAINING SESSIONS FOR FIRST NATIONS CEDAS - 2008 - 2009 - 4194
FOR THE YEAR ENDED MARCH 31, 2009**

	2009	2008
	\$	\$
REVENUES		
Indian and Northern Affairs Canada	39,280	-
Registration	2,050	-
Inter-segment transfer - Operations financing	7,770	-
	49,100	-
EXPENSES		
Salaries and fringe benefits	7,766	-
Rent - Property	1,500	-
Rent - Equipment and others	2,572	-
Consultant and professional fees	19,585	-
Travelling expenses	16,344	-
Translating expenses	156	-
Entertainment expenses	550	-
Office supplies	627	-
	49,100	-
EXCESS OF REVENUES OVER EXPENSES	-	-



**STATEMENT OF SEGMENT OPERATIONS
SERVICE FOR FIRST NATIONS ENTREPRENEURS AND ENTERPRISES
FOR THE YEAR ENDED MARCH 31, 2009**

	2009	2008
	\$	\$
REVENUES		
Aboriginal Business Canada	88,210	8,300
Secrétariat aux affaires autochtones	20,000	-
Ministère du Développement économique, de l'Innovation et de l'Exportation du Québec	-	5,000
Sponsorship	18,100	-
Others	300	-
	126,610	13,300
EXPENSES		
Consultant and professional fees	62,626	13,300
Rent - Equipment and others	16,145	-
Travelling expenses	7,811	-
Translating expenses	9,099	-
Telecommunications	146	-
Entertainment expenses	6,211	-
Office supplies	4,606	-
Inter-segment administration expenses	3,940	-
	110,584	13,300
EXCESS OF REVENUES OVER EXPENSES	16,026	-

**STATEMENT OF SEGMENT OPERATIONS
INAC - CONSULTATION STRATEGY - 4172
FOR THE YEAR ENDED MARCH 31, 2009**

	2009	2008
	\$	\$
REVENUES		
Indian and Northern Affairs Canada	23,000	-
Inter-segment transfer - Operations financing	5,100	-
	28,100	-
EXPENSES		
Rent - Equipment and others	1,825	-
Consultant and professional fees	5,891	-
Travelling expenses	9,226	-
Translating expenses	8,178	-
Miscellaneous	380	-
	25,500	-
Due to - Indian and Northern Affairs Canada	2,600	-
	2,600	-
EXCESS OF REVENUES OVER EXPENSES	-	-



**STATEMENT OF SEGMENT OPERATIONS
 QUEBEC ENTREPRENEURSHIP CONTEST - JUNE 2007
 FOR THE YEAR ENDED MARCH 31, 2009**

	2009	2008
	\$	\$
REVENUES		
Deferred revenues - Beginning of year	-	4,889
EXPENSES		
Salaries and fringe benefits	-	1,773
Travelling expenses	-	1,583
Rent - Equipment and others	-	732
Advertising and promotional expenses	-	150
Translating expenses	-	100
Miscellaneous	-	551
	-	4,889
EXCESS OF REVENUES OVER EXPENSES	-	-

**STATEMENT OF SEGMENT OPERATIONS
 QUEBEC ENTREPRENEURSHIP CONTEST - JUNE 2008 - 4166
 FOR THE YEAR ENDED MARCH 31, 2009**

	2009	2008
	\$	\$
REVENUES		
Indian and Northern Affairs Canada	-	7,500
Secrétariat aux affaires autochtones	-	10,000
Inter-segment transfer - Operations financing	-	2,000
	-	19,500
Deferred revenues - Beginning of year	3,809	-
	3,809	19,500
Deferred revenues - End of year	-	3,809
	3,809	15,691
EXPENSES		
Salaries and fringe benefits	2,167	1,825
Travelling expenses	345	-
Rent - Equipment and others	360	-
Prizes	-	10,000
Inter-segment administration expenses	-	3,500
Miscellaneous	937	366
	3,809	15,691
EXCESS OF REVENUES OVER EXPENSES	-	-



**STATEMENT OF SEGMENT OPERATIONS
PARTNERSHIP PROJECT - FORESTRY COOPERATIVES - 4166
FOR THE YEAR ENDED MARCH 31, 2009**

	2009	2008
	\$	\$
REVENUES		
Indian and Northern Affairs Canada	-	32,512
Secrétariat aux affaires autochtones	-	41,400
Agriculture and Agri-Food Canada	-	50,000
Ministère des Ressources naturelles et de la Faune du Québec	34,532	-
Inter-segment transfer - Operations financing	-	15,154
	34,532	139,066
Deferred revenues - Beginning of year	140,625	156,095
	175,157	295,161
Deferred revenues - End of year	50,874	140,625
	124,283	154,536
EXPENSES		
Salaries and fringe benefits	82,821	86,097
Rent - Property	8,831	8,641
Travelling expenses	13,493	24,233
Consultant and professional fees	6,945	17,593
Telecommunications	2,373	2,770
Translating expenses	324	1,011
Office supplies	628	1,866
Inter-segment administration expenses	5,920	7,500
Miscellaneous	2,948	1,825
	124,283	151,536
	-	3,000
Prior period revenues adjustment	-	3,000
EXCESS OF REVENUES OVER EXPENSES	-	-

**STATEMENT OF SEGMENT OPERATIONS
CONSULTANT - ECONOMIC DEVELOPMENT
FOR THE YEAR ENDED MARCH 31, 2009**

	2009	2008
	\$	\$
REVENUES		
Secrétariat aux affaires autochtones	-	41,826
Deferred revenues - Beginning of year	122,621	105,852
	122,621	147,678
Deferred revenues - End of year	77,361	122,621
	45,260	25,057
EXPENSES		
Salaries and fringe benefits	34,860	16,568
Rent - Property	1,824	-
Consultant and professional fees	250	325
Travelling expenses	7,500	7,962
Telecommunications	336	202
Advertising and promotional expenses	50	-
Translating expenses	33	-
Office supplies	407	-
	45,260	25,057
EXCESS OF REVENUES OVER EXPENSES	-	-



**STATEMENT OF SEGMENT OPERATIONS
2009 - 2014 STRATEGIC PLANNING - 4172
FOR THE YEAR ENDED MARCH 31, 2009**

	2009	2008
	\$	\$
REVENUES		
Indian and Northern Affairs Canada	18,116	-
Inter-segment transfer - Operations financing	4,529	-
	22,645	-
EXPENSES		
Rent - Equipment and others	1,408	-
Travelling expenses	5,416	-
Consultant and professional fees	10,060	-
Translating expenses	4,186	-
Inter-segment administration expenses	1,575	-
	22,645	-
EXCESS OF REVENUES OVER EXPENSES	-	-

**STATEMENT OF SEGMENT OPERATIONS
TRAINING SESSIONS FOR THE INUIT
FOR THE YEAR ENDED MARCH 31, 2009**

	2009	2008
	\$	\$
REVENUES		
Inter-segment transfer - Operations financing	-	3,518
Deferred revenues - Beginning of year	-	70,045
	-	73,563
EXPENSES		
Salaries and fringe benefits	-	25,782
Rent - Property	-	500
Consultant and professional fees	-	2,728
Rent - Equipment and others	-	320
Travelling expenses	-	11,880
Telecommunications	-	120
Translating expenses	-	198
	-	41,528
	-	32,035
Prior period revenues adjustment	-	32,035
EXCESS OF REVENUES OVER EXPENSES	-	-



**STATEMENT OF SEGMENT OPERATIONS
STUDY FOR THE CREATION OF A SERVICE FOR FIRST NATIONS
ENTREPRENEURS AND ENTERPRISES
FOR THE YEAR ENDED MARCH 31, 2009**

	2009	2008
	\$	\$
REVENUES		
Deferred revenues - Beginning of year	-	2,752
EXPENSES		
Rent - Equipment and others	-	351
Travelling expenses	-	851
Consultant and professional fees	-	1,000
Advertising and promotional expenses	-	550
	-	2,752
EXCESS OF REVENUES OVER EXPENSES	-	-

**STATEMENT OF SEGMENT OPERATIONS
SPECIAL CHIEFS' MEETING ON FOLLOW-UP OF THE FIRST NATIONS
SOCIOECONOMIC FORUM
FOR THE YEAR ENDED MARCH 31, 2009**

	2009	2008
	\$	\$
REVENUES		
Secretariat of the Assembly of the First Nations of Quebec and Labrador	-	37,101
EXPENSES		
Salaries and fringe benefits	-	6,768
Rent - Equipment and others	-	4,478
Consultant and professional fees	-	600
Travelling expenses	-	18,439
Translating expenses	-	5,814
	-	36,099
EXCESS OF REVENUES OVER EXPENSES	-	1,002



**STATEMENT OF SEGMENT OPERATIONS
SUSTAINABLE DEVELOPMENT STRATEGY -
OPERATIONS FINANCING - 4193 - 4194 - 4197 - 4198 - 4199
FOR THE YEAR ENDED MARCH 31, 2009**

	April 1, 2008 to October 28, 2008	October 29, 2008 to March 31, 2009	Total 2009	Total 2008
	\$	\$	\$	\$
REVENUES				
Indian and Northern Affairs Canada	-	89,017	89,017	150,000
Inter-segment administration	-	5,967	5,967	58,465
Interests on short term investments	787	115	902	7,336
Others	1,651	1,379	3,030	23,071
	2,438	96,478	98,916	238,872
EXPENSES				
Salaries and fringe benefits	46,229	27,806	74,035	40,059
Rent - Property	14,533	10,791	25,324	20,232
Insurance	772	-	772	458
Rent - Equipment and others	-	451	451	1,439
Travelling expenses	1,883	2,622	4,505	11,630
Consultant and professional fees	7,025	22,000	29,025	4,643
Translating expenses	1,572	152	1,724	2,261
Telecommunications	2,777	1,599	4,376	6,757
Advertising and promotional expenses	1,932	1,540	3,472	5,085
Training	692	-	692	-
Registration and entertainment expenses	402	350	752	1,224
Office supplies	3,812	505	4,317	1,582
Maintenance	2,975	2,125	5,100	3,825
Audit fees	4,100	-	4,100	4,700
Inter-segment administration expenses	12,523	3,335	15,858	63,844
Inter-segment transfer -	-	-	-	-
First Nations Forestry committee	-	3,791	3,791	8,418
Annual provincial conference of the General Assembly of Aboriginal administrators	-	651	651	-
Provincial workshop for review of Quebec forestry new regime	-	3,215	3,215	-
Forestry Research Forum	-	-	-	7,537
Species at risk	-	3,500	3,500	3,000
Purchase of capital assets	117	2,812	2,929	16,108
Miscellaneous	1,272	1,772	3,044	1,033
	102,616	89,017	191,633	203,835
EXCESS (DECREASE) OF REVENUES OVER EXPENSES	(100,178)	7,461	(92,717)	35,037

**STATEMENT OF SEGMENT OPERATIONS
SUSTAINABLE DEVELOPMENT STRATEGY -
SUMMIT ON THE FUTURE OF THE QUEBEC FOREST SECTOR
FOR THE YEAR ENDED MARCH 31, 2009**

	2009	2008
	\$	\$
REVENUES		
Secretariat of the Assembly of the First Nations of Quebec and Labrador	-	2,074
Deferred revenues - Beginning of year	-	9,350
	-	11,424
EXPENSES		
Rent - Equipment and others	-	294
Consultant and professional fees	-	5,675
Travelling expenses	-	4,347
Registration and entertainment expenses	-	321
Inter-segment administration expenses	-	787
	-	11,424
EXCESS OF REVENUES OVER EXPENSES	-	-



**STATEMENT OF SEGMENT OPERATIONS
SUSTAINABLE DEVELOPMENT STRATEGY -
FORESTRY RESEARCH FORUM
FOR THE YEAR ENDED MARCH 31, 2009**

	2009	2008
	\$	\$
REVENUES		
Indian and Northern Affairs Canada	-	52,463
Natural Resources Canada	-	7,375
Inter-segment transfer - Operations financing	-	7,537
Deferred revenues - Beginning of year	-	7,952
	-	<u>75,327</u>
EXPENSES		
Salaries and fringe benefits	-	25,747
Rent - Equipment and others	-	6,994
Travelling expenses	-	7,723
Consultant and professional fees	-	2,400
Advertising and promotional expenses	-	11,435
Registration and entertainment expenses	-	1,609
Office supplies	-	725
Translating expenses	-	2,016
Inter-segment administration expenses	-	11,300
Purchase of capital assets	-	5,378
	-	<u>75,327</u>
EXCESS OF REVENUES OVER EXPENSES	-	-

**STATEMENT OF SEGMENT OPERATIONS
SUSTAINABLE DEVELOPMENT STRATEGY -
FIRST NATIONS FORESTRY COMMITTEE
FOR THE YEAR ENDED MARCH 31, 2009**

	2009	2008
	\$	\$
REVENUES		
Natural Resources Canada	15,163	33,674
Inter-segment transfer - Operations financing	3,791	8,418
	18,954	42,092
EXPENSES		
Salaries and fringe benefits	11,799	14,203
Rent - Equipment and others	-	935
Travelling expenses	3,377	11,719
Consultant and professional fees	-	4,290
Translating expenses	1,288	7,225
Advertising and promotional expenses	-	966
Inter-segment administration expenses	1,240	2,754
Miscellaneous	1,250	-
	18,954	42,092
EXCESS OF REVENUES OVER EXPENSES	-	-



**STATEMENT OF SEGMENT OPERATIONS
SUSTAINABLE DEVELOPMENT STRATEGY -
GUIDE ON RECYCLING, COMPOSTING AND ZERO WASTE EVENTS
FOR THE YEAR ENDED MARCH 31, 2009**

	2009	2008
	\$	\$
REVENUES		
Indian and Northern Affairs Canada	-	113,100
EXPENSES		
Salaries and fringe benefits	-	34,558
Rent - Equipment and others	-	1,123
Travelling expenses	-	7,515
Consultant and professional fees	-	200
Translating expenses	-	12,191
Advertising and promotional expenses	-	15,829
Registration and entertainment expenses	-	562
Office supplies	-	322
Inter-segment administration expenses	-	8,000
	-	80,300
	-	32,800
Due to - Indian and Northern Affairs Canada	-	32,800
EXCESS OF REVENUES OVER EXPENSES	-	-

**STATEMENT OF SEGMENT OPERATIONS
SUSTAINABLE DEVELOPMENT STRATEGY -
COMMUNITY AND TERRITORIAL PLANNING GUIDE
FOR THE YEAR ENDED MARCH 31, 2009**

	2009	2008
	\$	\$
REVENUES		
Indian and Northern Affairs Canada	-	150,000
EXPENSES		
Salaries and fringe benefits	-	50,940
Travelling expenses	-	14,720
Consultant and professional fees	-	19,500
Advertising and promotional expenses	-	5,327
Web site expenses	-	1,950
Office supplies	-	745
Translating expenses	-	1,126
Inter-segment administration expenses	-	10,692
	-	105,000
Due to - Indian and Northern Affairs Canada	-	45,000
	-	45,000
EXCESS OF REVENUES OVER EXPENSES	-	-



**STATEMENT OF SEGMENT OPERATIONS
SUSTAINABLE DEVELOPMENT STRATEGY -
WATER MANAGEMENT STRATEGY - 4230
FOR THE YEAR ENDED MARCH 31, 2009**

	2009	2008
	\$	\$
REVENUES		
Indian and Northern Affairs Canada	-	41,500
Deferred revenues - Beginning of year	18,500	-
	18,500	41,500
Deferred revenues - End of year	-	18,500
	18,500	23,000
EXPENSES		
Rent - Equipment and others	-	133
Travelling expenses	-	938
Consultant and professional fees	-	18,779
Registration and entertainment expenses	-	686
Inter-segment administration expenses	-	2,464
	-	23,000
	18,500	-
Due to - Indian and Northern Affairs Canada	18,500	-
EXCESS OF REVENUES OVER EXPENSES	-	-

**STATEMENT OF SEGMENT OPERATIONS
SUSTAINABLE DEVELOPMENT STRATEGY -
SPECIES AT RISK
FOR THE YEAR ENDED MARCH 31, 2009**

	2009	2008
	\$	\$
REVENUES		
Environment Canada	15,000	30,000
Ducks Unlimited Canada	-	3,000
Inter-segment transfer - Operations financing	3,500	3,000
	18,500	36,000
EXPENSES		
Salaries and fringe benefits	15,586	7,248
Rent - Equipment and others	-	3,733
Travelling expenses	2,225	3,787
Consultant and professional fees	-	6,578
Translating expenses	480	7,002
Advertising and promotional expenses	209	2,344
Office expenses	-	558
Inter-segment administration expenses	-	4,750
	18,500	36,000
EXCESS OF REVENUES OVER EXPENSES	-	-



**STATEMENT OF SEGMENT OPERATIONS
SUSTAINABLE DEVELOPMENT STRATEGY -
ENERGY PROFILES
FOR THE YEAR ENDED MARCH 31, 2009**

	2009	2008
	\$	\$
REVENUES		
Deferred revenues - Beginning of year	-	24,285
EXPENSES		
Salaries and fringe benefits	-	13,324
Travelling expenses	-	961
	-	14,285
Prior period revenues adjustment	-	10,000
	-	10,000
EXCESS OF REVENUES OVER EXPENSES	-	-

**STATEMENT OF SEGMENT OPERATIONS
SUSTAINABLE DEVELOPMENT STRATEGY -
CONFERENCE ON ENVIRONMENTAL CAREERS
FOR THE YEAR ENDED MARCH 31, 2009**

	2009	2008
	\$	\$
REVENUES		
Others	-	10,650
Deferred revenues - Beginning of year	-	55,350
	-	66,000
EXPENSES		
Rent - Property	-	3,583
Rent - Equipment and others	-	4,409
Travelling expenses	-	18,457
Consultant and professional fees	-	27,574
Telecommunications	-	2,806
Translating expenses	-	79
Registration and entertainment expenses	-	83
Office expenses	-	308
Inter-segment administration expenses	-	8,701
	-	66,000
EXCESS OF REVENUES OVER EXPENSES	-	-



**STATEMENT OF SEGMENT OPERATIONS
SUSTAINABLE DEVELOPMENT STRATEGY -
ANNUAL PROVINCIAL CONFERENCE OF THE GENERAL
ASSEMBLY OF ABORIGINAL ADMINISTRATORS
FOR THE YEAR ENDED MARCH 31, 2009**

	2009	2008
	\$	\$
REVENUES		
Natural Resources Canada	2,606	-
Inter-segment transfer - Operations financing	651	-
	<u>3,257</u>	<u>-</u>
EXPENSES		
Travelling expenses	3,044	-
Inter-segment administration expenses	213	-
	<u>3,257</u>	<u>-</u>
EXCESS OF REVENUES OVER EXPENSES	<u>-</u>	<u>-</u>

**STATEMENT OF SEGMENT OPERATIONS
SUSTAINABLE DEVELOPMENT STRATEGY -
PROVINCIAL WORKSHOP FOR REVIEW OF QUEBEC FORESTRY NEW REGIME
FOR THE YEAR ENDED MARCH 31, 2009**

	2009	2008
	\$	\$
REVENUES		
Natural Resources Canada	12,862	-
Inter-segment transfer - Operations financing	3,215	-
	16,077	-
EXPENSES		
Salaries and fringe benefits	3,930	-
Rent - Equipment and others	532	-
Travelling expenses	6,706	-
Consultant and professional fees	1,100	-
Translating expenses	2,757	-
Inter-segment administration expenses	1,052	-
	16,077	-
EXCESS OF REVENUES OVER EXPENSES	-	-



**STATEMENT OF SEGMENT OPERATIONS
SUSTAINABLE DEVELOPMENT STRATEGY -
INAC - TRAINING MANAGEMENT - 3632
FOR THE YEAR ENDED MARCH 31, 2009**

	2009	2008
	\$	\$
REVENUES		
Indian and Northern Affairs Canada	17,762	-
EXPENSES		
Travelling expenses	8,657	-
Office supplies	119	-
Inter-segment administration expenses	1,462	-
	10,238	-
	7,524	-
Due to - Indian and Northern Affairs Canada	7,524	-
EXCESS OF REVENUES OVER EXPENSES	-	-

**STATEMENT OF SEGMENT OPERATIONS
SUSTAINABLE DEVELOPMENT STRATEGY -
ENVIRONMENT CANADA - COOPERATION PROJECT
FOR THE YEAR ENDED MARCH 31, 2009**

	2009	2008
	\$	\$
REVENUES		
Environment Canada	30,000	-
EXPENSES		
Salaries and fringe benefits	24,178	-
Travelling expenses	3,289	-
Translating expenses	225	-
Telecommunications	308	-
Inter-segment administration expenses	2,000	-
	30,000	-
EXCESS OF REVENUES OVER EXPENSES	-	-



**STATEMENT OF SEGMENT OPERATIONS
SUSTAINABLE DEVELOPMENT STRATEGY -
CRITERIA AND INDICATORS IN FORESTRY
FOR THE YEAR ENDED MARCH 31, 2009**

	2009	2008
	\$	\$
REVENUES		
Indian and Northern Affairs Canada	-	5,000
Deferred revenues - Beginning of year	-	3,851
	-	8,851
EXPENSES		
Salaries and fringe benefits	-	6,531
Travelling expenses	-	143
Consultant and professional fees	-	289
Purchase of capital assets	-	1,888
	-	8,851
EXCESS OF REVENUES OVER EXPENSES	-	-

**STATEMENT OF SEGMENT OPERATIONS
SUSTAINABLE DEVELOPMENT STRATEGY -
SEMINAR ON INTELLECTUAL PROPERTY
FOR THE YEAR ENDED MARCH 31, 2009**

	2009	2008
	\$	\$
REVENUES		
Indian and Northern Affairs Canada	-	25,000
EXPENSES		
Salaries and fringe benefits	-	8,540
Travelling expenses	-	2,305
Consultant and professional fees	-	7,190
Advertising and promotional expenses	-	1,820
Office expenses	-	2,645
Inter-segment administration expenses	-	2,500
	-	25,000
EXCESS OF REVENUES OVER EXPENSES	-	-



**STATEMENT OF SEGMENT OPERATIONS
SUSTAINABLE DEVELOPMENT STRATEGY -
CONFERENCE ON FIRST NATIONS SUSTAINABLE DEVELOPMENT ISSUES
FOR THE YEAR ENDED MARCH 31, 2009**

	2009	2008
	\$	\$
REVENUES		
Indian and Northern Affairs Canada	-	25,000
Environment Canada	-	30,000
Ducks Unlimited Canada	-	7,000
Registration	-	9,750
	-	71,750
EXPENSES		
Rent - Equipment and others	-	17,214
Travelling expenses	-	22,015
Consultant and professional fees	-	16,590
Translating expenses	-	8,954
Advertising and promotional expenses	-	45
Office expenses	-	415
Inter-segment administration expenses	-	6,517
	-	71,750
EXCESS OF REVENUES OVER EXPENSES	-	-